


Unit does not switch on

To check: - Unit is plugged into a socket
 - Unit is switched on
 (Rocker switch on the unit side)

Indication: **LED is off** - does not lit


Problem: Fuse or oder transformer is defective!



Handpiece is not getting warm

Indication: **No color change of LED** while turning the rotary controller
 (No LED color change from yellow to red while turning)

Problem: Rotary controller is defective!



Handpiece is not getting warm

Indication: **Color change of LED** while turning the rotary controller
 (LED color change from yellow to red while turning)

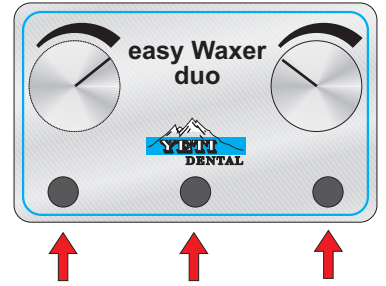
Problem: Handpiece is defective!

Unit does not switch on

To check: - Unit is plugged into a socket
 - Unit is switched on
 (Rocker switch on the unit side)

Indication: **all LED's are off** - does not lit

Problem: Fuse or oder transformer is defective!

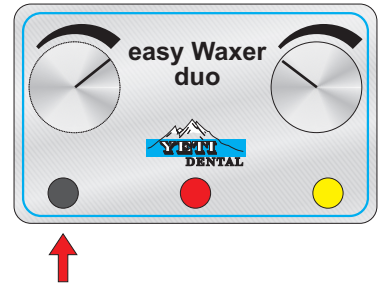


Handpiece is not getting warm

To check: Rotary controller should be turned on at least 10%

Indication: **Left LED is off**, middle LED is red, right LED is yellow

Problem: Left rotary controller is defective!




Right handpiece is not getting warm

To check: Rotary controller should be turned on at least 10%

Indication: Left LED is yellow, middle LED is red, **right LED is off**

Problem: Right rotary controller is defective!



Handpiece is not getting warm

To check: Rotary controller should be turned on at least 10%

Indication: Left LED is yellow, middle LED is red, right LED is yellow
 (all LED's are on)

Problem: Cold handpiece is defective!

