


Instruction for use

State 12/2019

1. General information: The Dip & Brush K2 CAD CAM Zircon Liquid from Yeti is a medical device and is proposed for the colorization of K2 CAD CAM Zircon Restorations. The present document contains instructions which have to be followed to assure a correct use and to ensure the compliance of the conditions. It is necessary to read this document before the first use of the Dip & Brush K2 CAD CAM Zircon Liquid.

1.1. Product:

Color Item No.	397...	A1 -5001	A2 -5002	A3 -5003	A3,5 -5004	B2 -5007	C2 -5011	D2 -5014	BL1 -5017	GR 3 -5019
----------------	--------	----------	----------	----------	------------	----------	----------	----------	-----------	------------

1.2. Manufacturer address:  YETI Dentalprodukte GmbH, Industriestraße 3, 78234 Engen, Germany
Phone. : +49 7733-94100 **Fax:** +49 7733-941022 **e-mail-address:** info@yeti-dental.com

2. General Instructions

Dip & Brush K2 CAD CAM Zircon Liquid should be used by dental qualified personnel for dental restoration. Dip & Brush K2 CAD CAM Zircon Liquid are ready to use and they are water - based. They are made for painting and coloring complete (Immersion technique) or partial Zirconrestorations (Brush technique) realized with Yeti K2 Zircon blanks. Keep away Dip & Brush K2 CAD CAM Zircon Liquid from impurities, store frost proof.

3. Indication for use

The Dip & Brush K2 CAD CAM Zircon Liquid from Yeti is a medical device and is proposed for the colorization of K2 CAD CAM Zircon Restorations.

3.1 Operating Instructions

The processing of the K2 Zircon blank requires sufficient experience in dental technique. Only trained dental technicians with experience have the prerequisites for the appropriate use of this medical device.

The product Dip & Brush K2 CAD CAM Zircon Liquid is a semi-finished product and must be further professionally processed according to approved methods. The milled K2 Zircon blanks have to be absolutely dry and free of grease. Otherwise, it may result in a failure in the color scheme.

3.2 Immersion technique

Immerse the milled Zircon restorations with a synthetic tongs by following the manufacturer's instructions in the Dip & Brush K2 CAD CAM Zircon Liquid **Please, never use metallic fixtures**. The restoration has to be completely covered with liquid and remain 1-2 minutes completely submerged. Then gently remove with a small synthetic tong and dab with a paper towel or absorbent cotton swab.

3.3 Painting technique

The Zircon restorations can be colored individually with a clean brush and dentin or enamel colors. More coats of colored Liquid result more intense painting.

3.4 Drying process

The painted or dipped Zircon restorations has to be well pre-dried before sintering. This can be carried out by means of a circulating air dryer or an infrared lamp. The drying process can vary depending on the size of Zircon restorations. The drying temperature is 60-80° C. The drying time is 30-45 minutes.

For further information on the following sintering process, see the instruction for use of K2 Zircon blanks.

4. Storage information

Dip & Brush K2 CAD CAM Zircon Liquid should be closed immediately after use and can be used again until the product is completely consumed.

In the event of an impact some fissures may arise, some thin parts in the Zircon restoration may get broken. Therefore, it is recommended to handle the restoration carefully in order to avoid severe impacts. Perform a visual inspection and do not process the object further in doubtful cases after a shock or impact (risk of cracking during sintering).

5. Contraindications

Dip & Brush K2 CAD CAM Zircon Liquid should not be used for painting after glazing process.

Dokument:	Erstellt am/von:	geändert am/von:	Revision:	freigegeben am/von:	Seitenzahl:
BA	19.01.2017/TB	20.12.2019/CJ	1	20.12.2019/TB	Seite 1 von 2

Instruction for use

State 12/2019

6. Warning and Precautions

Please read the respective sections of the material safety data sheet and observe the GHS safety notes (Regulation (EC) no. 1272/2008). Declaration of Conformity

7. Warranty

Dip & Brush K2 CAD CAM Zircon Liquid is granted a one-year warranty that covers all manufacturing defects of the material. The warranty does not apply to:

- Improper use or failure to comply with the guidelines specified in this document,
- Non-compliant storage or drying up of the Dip & Brush K2 CAD CAM Zircon Liquid
- Acts of Good or transport damage to the delivered package, for no previous agreement regarding the subject was made with the shipping company.

As part of the warranty Yeti provides free replacement for the almost unused and still liquid Dip & Brush K2 CAD CAM Zircon Liquid. The condition for this is the return of the defective parts for the purpose of analysis. A further compensation is excluded.

7.1 Customer service

In case you have any problems associated with the processing or suggestions for improvement, we recommend you to take note of the lot number and to contact Yeti .










7.2 Disposal

After painting or dipping of the Zircon restoration and before insertion of the denture in the mouth the product is to handle as medical waste. Please follow your national regulations.

8. Caution

Federal (USA) law restricts this device to sale by or on the order of a physician or dentist

9. Symbols

	MANUFACTURER
	CE MARK WITH THE NUMBER OF THE NOTIFIED BODY
	GHS07 WARNING
	FOR DENTAL PROFESSIONALS ONLY (USA)
	NON STERILE PRODUKT
	ITEM NUMBER
	BATCH CODE
	PRODUCTION DATE
	EXPIRE DATE

Technical specifications:

Packaging	Dentin Color	Content
Light-proof container	A1; A2; A3; A3,5; B2; C2; D2;	100 ml

Packaging	Enamel	
Light-proof container	BL 1 (blue); GR 3 (gray)	100 ml

Dokument:	Erstellt am/von:	geändert am/von:	Revision:	freigegeben am/von:	Seitenzahl:
BA	19.01.2017/TB	20.12.2019/CJ	1	20.12.2019/TB	Seite 2 von 2