



# Operating instructions


## 1. General terms:

**1.1. Description of product:**

**Special** Plate wax quality summer (mediumhard) und winter (soft)  
**Superpink** Plate wax - plastic mediumhard quality

**1.2. Delivery form:**

<b>Special Summer</b>	<b>500 gr.</b>	<b>1,25 mm</b>	<b>650-0500</b>	<b>1,5 mm</b>	<b>653-0500</b>
	<b>2500 gr.</b>	<b>1,25 mm</b>	<b>650-2500</b>	<b>1,5 mm</b>	<b>653-2500</b>
<b>Special Winter</b>	<b>500 gr.</b>	<b>1,25 mm</b>	<b>652-0500</b>	<b>1,5 mm</b>	<b>655-0500</b>
	<b>2500 gr.</b>	<b>1,25 mm</b>	<b>652-2500</b>	<b>1,5 mm</b>	<b>655-2500</b>
<b>Superpink</b>	<b>500 gr.</b>			<b>1,5 mm</b>	<b>660-0500</b>
<b>Superpink</b>	<b>2500 gr.</b>			<b>1,5 mm</b>	<b>660-2500</b>

**1.3. Manufacturer:**  YETI Dentalprodukte GmbH - Industriestraße 3 - D-78234 Engen/Germany

Tel.: 0049-7733-9410-0 FAX: 0049-7733-9410-22

**1.4. Lagerbedingungen:** Store at room temperature of at least +10°C up to +30°C  
 Protect from UV radiation ; lower temperatures of under +8°C and particularly temperatures below zero can embrittle this product.  
 Protect from any blow or dropping.

## 2. Use according to determination:

Wax plates for use in dental laboratories, especially for the denture technique (total and partial)  
 Used as wax plate wax base for dental technicians when „setting up“ and for check in patients mouth.  
 „Waxing-up“ and sculpturing of melted wax only to be done by skilled personnel, outside of patients mouth !  
**Any claims on warranty or liability will not be accepted if not used according to determinations.**

## 3. Caution:

1. Ensure that unqualified persons (e.g. children) do not come into contact with this product (danger of swallowing).
2. Hot wax can cause burning on skin - avoid contact of hot wax with skin. Hot wax can sprinkle uncontrolled in conjunction with water and lead to burnings.
3. Inhalation of hot wax vapours should be avoided
4. In order to avoid swallowing when checking in a patients mouth, wax plate base should be formed appropriately.

## 4. Operating instructions:

### **4.1. Preparation**

Open the packaging at the top.

### **4.2. Application**

Separate wax plate with heated wax knife or other suitable instrument. Warm up wax plate (with a heating source like a Bunsen burner or in a double boiler) up to the desired temperature to achieve a good adaptable consistency (in plastic condition). Adapt the wax with your hand or any other helpful instrument onto the object. This has to be prepared with an insulating medium against wax ! (YETI Lube Nr. 550-0060)  
 Then adapt wax plate base accordingly.

### **4.3. After application**

Store recyclable rests in a closed container and protect from dust or any other pollution.

**5. Disposal:** According to current local regulations.








**6. Haltbarkeit:** Consumer goods should be used rapid after opening and used up within a few months.

<b>Dokument:</b>	<b>Erstellt am/von:</b>	<b>geändert am/von:</b>	<b>Revision:</b>	<b>freigegeben am/von:</b>	<b>Seitenzahl:</b>
BA	09.10.1996/TB	25.03.2019/CJ	1	25.03.2019/TB	Seite 1 von 2

# Operating instructions

---

## 7.Symbols:

	<b>Manufacturer</b>
	<b>CE sign</b>
	<b>FOR DENTAL PROFESSIONALS ONLY (USA)</b>
	<b>Non steril product</b>
	<b>lot number</b>
	<b>manufacturing date</b>
	<b>EXP</b>

<b>Dokument:</b>	<b>Erstellt am/von:</b>	<b>geändert am/von:</b>	<b>Revision:</b>	<b>freigegeben am/von:</b>	<b>Seitenzahl:</b>
BA	09.10.1996/TB	25.03.2019/CJ	1	25.03.2019/TB	Seite 2 von 2