



# Operating instructions

## 1. General terms:

- 1.1. Product description:**                    **Preformed Bite Rims lemon flavoured, yellow - soft  
610-0100**  
**Preformed Bite Rims strawberry flavoured, pink - hard  
611-0100**  
**Preformed Bite Rims apple flavoured, green- medium hard  
612-0100**  
**Preformed Bite Rims orange flavoured, orange medium hard  
613-0100**
- 1.2. Delivery form:**                         **Packets containing 96 pc. of one colour**
- 1.3. Manufacturer:**                         **YETI Dentalprodukte GmbH - Industriestraße 3 - D-78234  
Engen/Germany  
Tel.: 0049-7733-9410-0    FAX: 0049-7733-9410-22**
- 1.4. Storage:**                                 Store at room temperature of at least +10°C up to +30°C  
Protect from UV radiation ; lower temperatures of under +8°C and  
particularly temperatures below zero can embrittle this product.  
Protect from any blow or dropping.

## 2. Use according to determinations:

Bite registration wax for use in dental laboratories, especially for the denture technique (total and partial)  
To registrate the „biting situation“ in a patients mouth.  
The shape / form of bite registration wax is changeable when it is warmed up with a Bunsen burner or in a  
double boiler. Liquefaction or warming-up of wax for bite registration only to be done by skilled personnel  
and without exception only outside patients mouth.

**Any claims on warranty or liability will not be accepted if not used according to determinations !**

## 3. Caution:

1. Ensure that unqualified persons (e.g. children) do not come into contact with this product (danger of swallowing).
2. Hot wax can cause burning on skin - avoid contact of hot wax with skin (Safety clothing if necessary)  
Inhalation of hot wax vapours should be avoided
3. Wax should only be inserted into patients mouth for a short time and not continuously.
4. In order to avoid swallowing or suffocation connect bite registration properly.

## 4. Operating instructions:

### **4.1. Preparation**

Open the packaging at the top.

### **4.2. Application**

Desinfect bite registration wax and adapt to mouth situation after having warmed up (Bunsen burner / double boiler) product. Avoid too small pieces.

### **4.3 After application**

Clean and desinfect the removed registration.  
Close packaging and protect from dust.

**5. Disposal:**                                 According to current local regulations.








**6. Haltbarkeit:**                                 **Consumer goods should be used rapid after opening and used up within a few months.  
Flavouring agents are non-toxic and evaporate !**

Dokument:	Erstellt am/von:	geändert am/von:	Revision:	freigegeben am/von:	Seitenzahl:
BA	05.06.2015/TB	05.10.2017/ST	0	05.10.2017/TB	Seite 1 von 2

# Operating instructions

---

## 7. Symbols

	<b>Manufacturer</b>
	<b>CE sign</b>
	<b>FOR DENTAL PROFESSIONALS ONLY (USA)</b>
	<b>Non steril product</b>
	<b>lot number</b>
	<b>manufacturing date</b>
	<b>EXP</b>

<b>Dokument:</b>	<b>Erstellt am/von:</b>	<b>geändert am/von:</b>	<b>Revision:</b>	<b>freigegeben am/von:</b>	<b>Seitenzahl:</b>
BA	05.06.2015/TB	05.10.2017/ST	0	05.10.2017/TB	Seite 2 von 2